

NUDGE JACK

USER MANUAL

CONTENT

CONNECTIONION DIAGRAM.....	1
DIP SWITCH SETTING.....	2
BOOKKEEPING & ADJUSTMENT	3
ON-SCREEN SYSTEM SETTING	4
TOUCH SCREEN CALIBRATION	6
MAIN FEATURES	7
HOW TO PLAY	8

CONNECTION DIAGRAM

(36 & 10 pins)

36 Pins		
PARTS SIDE		SOLDER SIDE
	1	
	2	
SPEAKER	3	
	4	
	5	
	6	
TICKET OUT/PRINTER PRINT	7	
TICKET SWITCH	8	
START/ALL STOP/KEEP/TAKE	9	
STOP2/SMALL/HELP	10	
PLAY	11	
STOP3/TAKE	12	
STOP1/DOUBLE	13	
	14	
	15	
BIG	16	
	17	
COIN A	18	KEY IN
	19	COIN C
BOOK	20	TEST
	21	KEY OUT
	22	CALL ATTENDANT
COIN A METER	23	
KEY IN METER	24	
	25	
COIN IN C METER	26	LAMP: TICKET OUT/PRINT OUT
	27	
OUT METER	28	
LAMP: START/ALL STOP/KEEP	29	
LAMP: STOP2/SMALL/HELP	30	
LAMP: PLAY	31	LAMP: COUNT
LAMP: STOP3/TAKE	32	LAMP: CALL ATTENDANT
LAMP: STOP1/DOUBLE	33	
LAMP: BIG	34	
CLEAR ERROR	35	
GND	36	GND

10 Pins		
PARTS SIDE		SOLDER SIDE
GND	1	GND
GND	2	GND
+5V	3	+5V
+5V	4	+5V
+12V	5	+12V
+12V	6	+12V
TICKET SSR	7	
	8	
	9	
GND	10	GND

DIP SWITCH SETTING

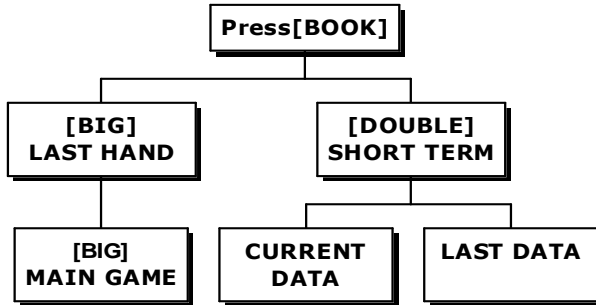
DIP SWITCH 1		1	2	3	4	5	6	7	8
LONG TERM	YES	ON							
	NO	OFF							
AUTO PLAY	YES		ON						
	NO		OFF						
PLAY MODE	SHUTTER			ON					
	SPIN			OFF					
DISPLAY MODE	CREDIT				OFF	OFF			
	MONEY				ON	OFF			
	POINT				OFF	ON			
TOUCH ADJUST	ENTER								ON
	EXIT								OFF

Remark:

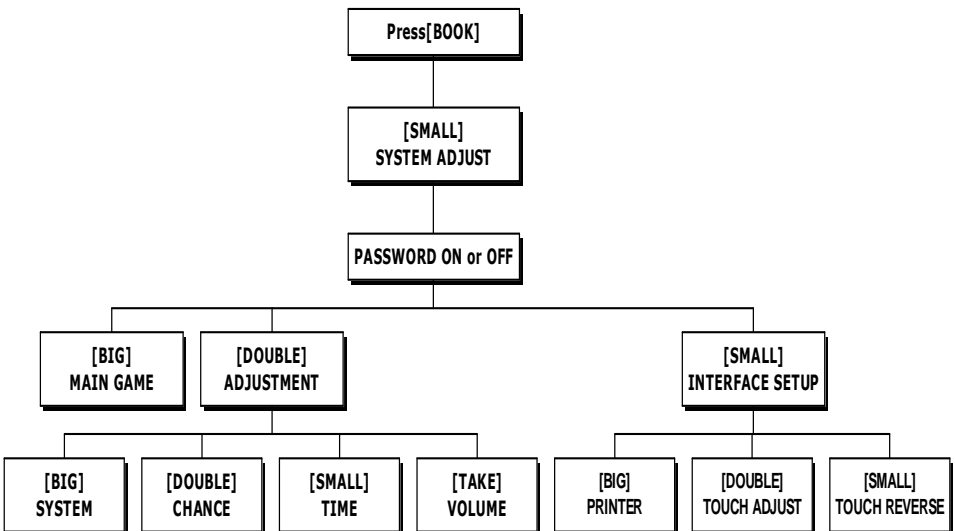
Dip Switch Bank 1, SW 8, when it is selected on **then reboot the machine**, and the game will enter calibration mode (Touch Adjust). After the adjustment finish, the operator needs to adjust into OFF then it will return to game.

BOOKKEEPING & ADJUSTMENT

BOOKKEEPING FLOW



DATA SETTING FLOW



Remark: Touch Reverse is used while the touch sensor is up-side-down

ON-SCREEN SYSTEM SETTING

SYSTEM SETUP

Press [BOOK]→[SMALL]→[SMALL] to select the following items.

CONTENT	SETTING SELECTION	DEFAULT
MAX BET	\$0.05,\$0.10,\$0.15,\$0.20,\$0.30,\$0.40,\$0.50,\$0.80,\$1.00,\$1.50,\$2.00,\$4.00,\$5.00,\$8.00,\$10.00,\$15.00,\$20.00	\$ 1.00
MIN BET	\$0.01,\$0.02,\$0.04,\$0.05,\$0.08,\$0.10,\$0.15,\$0.20,\$0.25,\$0.30,\$0.40,\$0.50,\$0.60,\$0.75,\$0.80,\$1.00,\$2.00,\$4.00,\$5.00,\$8.00,\$10.00	\$ 0.05
MIN BET FOR JP	\$0.01,\$0.02,\$0.04,\$0.05,\$0.08,\$0.10,\$0.15,\$0.20,\$0.25,\$0.30,\$0.40,\$0.50,\$0.60,\$0.75,\$0.80,\$1.00	\$ 0.05
Credit Value	\$0.01, \$0.02, \$0.04, \$0.05, \$0.08, \$0.10, 0.15, \$0.20, \$0.25, \$0.30, \$0.40, \$0.50, \$0.60, \$0.75, \$0.80, \$1.00	\$ 0.01
COIN RATE		\$ 0.25
KEY IN RATE	\$0.01, \$0.02, \$0.03, \$0.04, \$0.05, \$0.10, \$0.15, \$0.20, \$0.25, \$0.30, \$0.40, \$0.50, \$0.60, \$0.75, \$0.80, \$1.00, \$2.00, \$2.50, \$4.00, \$5.00, \$10.0	\$ 1.00
KEY OUT RATE		\$ 0.01
TICKET RATE		\$ 0.20
JACKPOT BETBASE	5X, 10X, 20X, 50X, 100X, 200X, 400X, 500X, 800X, 1000X, 1200X, 2400X	20X
JACKPOT MAX	5X, 10X, 20X, 50X, 100X, 200X, 400X, 500X, 800X, 1000X, 1200X, 2400X	100X
PROGRESS MODE	YES, NO	YES
PROCESS CONT	2.00%, 1.00%, 0.50%, 0.25 %	0.50%
INTERFACE	DISPENSER ∙ PRINTER ∙ ATTENDANT	DISPENSER
PRINTER COMMAND	CBM1 ∙ ESC / POS ∙ STAR	CBM1
SYSTEM LIMIT	NO ∙ YES	NO
HAND COUNT	NO ∙ YES	NO
HAND COUNT TIMER	NO ∙ YES	YES
SCORE BOX	OFF ∙ ON ∙ 10X	OFF

CONTENT	SETTING SELECTION	DEFAULT
DEMO MUSIC	NO · YES	YES
NON STOP	NO · YES	NO
ALL_STOP	NO · YES	YES
GAME_SPEED	NORMAL, FAST	NORMAL
PASSWORD	NO · YES	NO
BG SELECT	SUNSET, NIGHT	SUNSET
DEMO PLAY	NO YES	NO

Recommendation:

1. Operator doesn't need to reset the game after Max Bet selection.
2. Max. Bet setting should fit the local average bet for best program status.
3. **In any adjustment of JACKPOT BETBASE · JACKPOT MAX or PROGRESS CONT would be corresponding to Jackpot Number.**

CHANCE ADJUSTMENT

CONTENT	SETTING SELECTION	DEFAULT
Main Game Rate	EASY (75%), MEDIUM (85%), HARD (90%)	EASY



Press [BOOK]→ [SMALL]→[DOUBLE] →[DOUBLE] to select the following items.

TOUCH SCREEN CALIBRATION

1. Dip Switch Bank 1, SW 8, when it is selected on **then reboot the machine**, and the game will enter calibration mode (Touch Adjust). After the adjustment finish, the operator needs to adjust into OFF then it will return to game.
2. Touch center of the cross on the screen for 3 seconds.
3. Follows the cross when it moves till the calibration is completed.



MAIN FEATURES

- ◆ Max. Win up to 4,800,000
- ◆ System Limit is 3500 times of MAXBET
- ◆ 1 set of Jackpot. If Jackpot Symbols are 3 in row, players can hit get Jackpots.
- ◆  Symbol can be present as any symbol. When  shows, the ODDS will be doubled.
- ◆ Touch screen / Auto play support.
- ◆ The game only can be active in "Touch" Setting.



Main Game Screen

HOW TO PLAY

- Press  or  to adjust your play.
- Press  to start a new game.
- Press  or  to move one symbol UP or DOWN. Only one moue is allowed.
- Press  to begin the game automatically.
 - When there's no win,  Tab will be enabled automatically and then starts the next play.
 - When there's no win,  will be disabled to let you nudge.
- If the horizontal line matches a WINNING COMBLINATION, you win the amount shown.
-  Can be present as any symbol. When  shows, the ODDS will be doubled.

Jackpot



With 3 symbols in a row, players can get Jackpots depending on the JP symbol.

Bonus Game



With 3 symbols in a row, the player enters the Bonus Game.

■ Bonus Game 1 : City Map

- ◆ The player stops the spinning wheel and move spaces along the map according to the number shown on the wheel. Scores are awarded according to the objects player obtains along the path ◦
- ◆ The game ends when the player completes the map ◦



Bonus Game 1 Screen

■ **Bonus Game 2 : Trading with the Natives**

- ◆ The player stops the spinning wheel and trade the object shown on the wheel with the natives ◦
- ◆ Natives exchange gifts with the player according to their fondness of the player's gift. Scores are awarded according to the gift traded ◦



Bonus Game 2 Screen

■ **Bonus Game 3 : Late Night Kisses**

- ◆ The player selects one window out of five and sings a love song to the lady behind the window. Scores are given according to which lady appears from behind the window ◦
- ◆ The game ends if an ugly lady appears. If a beauty appears, the player must select a gift and deliver it to the lady ◦
- ◆ The beauty kisses the player according to her fondness for the gift. The more she likes the gift, the more kisses she gives and the higher the score ◦



Bonus Game 3 Screen