



HOLIDAY PARTY

USER MANUAL

CONTENT

CONNECTIONION DIAGRAM.....	1
DIP SWITCH SETTING	2
36 & 10 PIN BUTTON LAYOUT	3
BOOKKEEPING & ADJUSTMENT	4
ON-SCREEN SYSTEM SETTING.....	5
TOUCH SCREEN CALIBRATION.....	8
MAIN FEATURES	8
MAIN FEATURES	9
HOW TO PLAY.....	1

CONNECTIONION DIAGRAM

(36 & 10 pins)

<i>36 Pins</i>		
PARTS SIDE		SOLDER SIDE
	1	
	2	
SPEAKER	3	GND
	4	
	5	
	6	
TICKET OUT	7	
TICKET SWITCH	8	
START/ALL STOP	9	
SMALL/HELP	10	
PLAY	11	
TAKE	12	
DOUBLE/SELECT LINE	13	
	14	
	15	
HOLD PAIR/BIG	16	
	17	
COIN A	18	KEY IN
	19	COIN C
BOOK	20	TEST
	21	KEY OUT/PRINTER PRINT
	22	
COIN A METER	23	
KEY IN METER	24	
	25	
COIN IN C METER	26	
OUT METER	27	
	28	
LAMP: START/ALL STOP	29	
LAMP: SMALL/HELP	30	
LAMP: PLAY	31	LAMP: COUNT
LAMP: TAKE	32	
LAMP: DOUBLE/SELECT LINE	33	
LAMP: HOLD PAIR/BIG	34	
	35	
GND	36	GND

<i>10 Pins</i>		
PARTS SIDE		SOLDER SIDE
GND	1	GND
GND	2	GND
+5V	3	+5V
+5V	4	+5V
+12V	5	+12V
	6	
TICKET SSR	7	
	8	
	9	
GND	10	GND

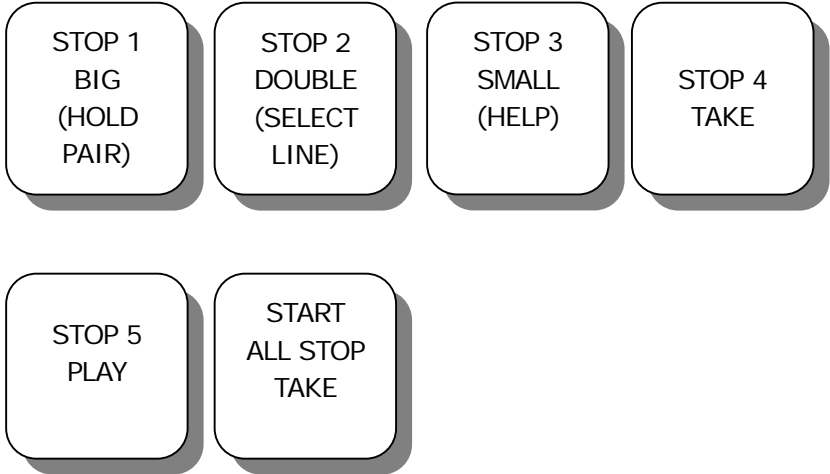
DIP SWITCH SETTING

DIP SWITCH 1		1	2	3	4	5	6	7	8
TOUCH FUNCTION	YES	ON							
	NO	OFF							
LINER SELECT	25		ON						
	9		OFF						

【REMARK】

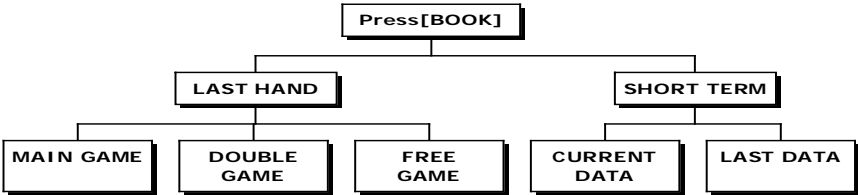
Please reset after adjusting **LINER SELECT**.

36 & 10 PIN BUTTON LAYOUT

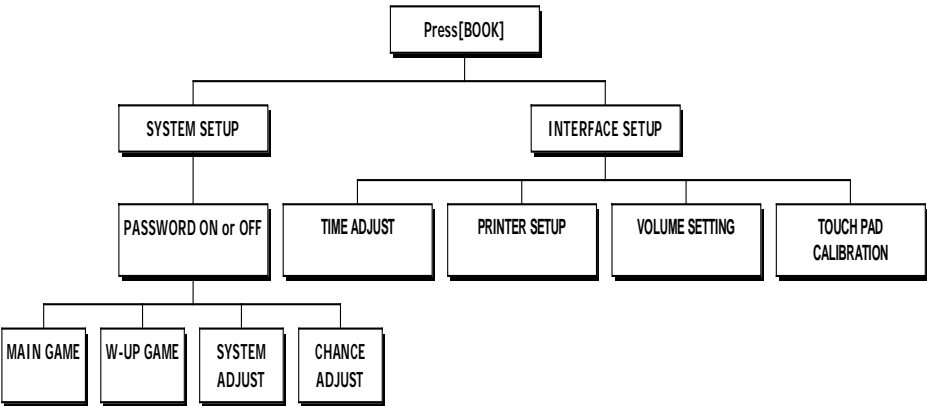


BOOKKEEPING & ADJUSTMENT

BOOKKEEPING FLOW



DATA SETTING FLOW



ON-SCREEN SYSTEM SETTING

SYSTEM SETUP

CONTENT	SETTING SELECTION	DEFAULT
MAX. LAY/LINE (25LINE)	2, 4, 8, 10, 15, 20	4
MAX. LAY/LINE (9LINE)	5, 10, 20, 30, 40, 50	10
MIN. PLAY/TOTAL	1, 5, 7, 9, 10, 15, 20, 25	9
MIN.PLAY FOR JACKPOT	1, 3, 5, 9, 10, 15, 18, 25	9
COIN RATE	1, 2, 4, 5, 10, 15, 20, 25, 30, 40, 50, 60, 75, 80, 100, 200, 250, 400,500, 1000	25
KEY IN RATE		100
KEY OUT RATE		1
TICKET RATE		500
GAME TICKET	1, 2, 3, 4, 5, 8, 10, CONTINUOUS	CONTINUOUS
INTERFACE	DISPENSER、PRINTER、 ATTENDANT	DISPENSER
PRINTER COMMAND	CBM1、ESC / POS、STAR	CBM1
PASSWORD	NO、YES	NO
SYSTEM LIMIT	NO、YES	NO
AUTO TICKET	NO、YES	NO
DEMO MUSIC	NO、YES	YES
NON STOP	NO、YES	NO
DOUBLE GAME	NO、YES	YES
ODDS TABLE	NO、YES	YES

CONTENT	SETTING SELECTION	DEFAULT
SCORE BOX	NO · YES · 10X	NO
PLAY SCORE	NO · YES	YES
HAND COUNT	NO · YES	NO
HOLD PAIR	NO · YES	YES
AUTO PLAY	NO · YES	YES
Onscreen Volume Setting	NO · YES	NO

[REMARK]

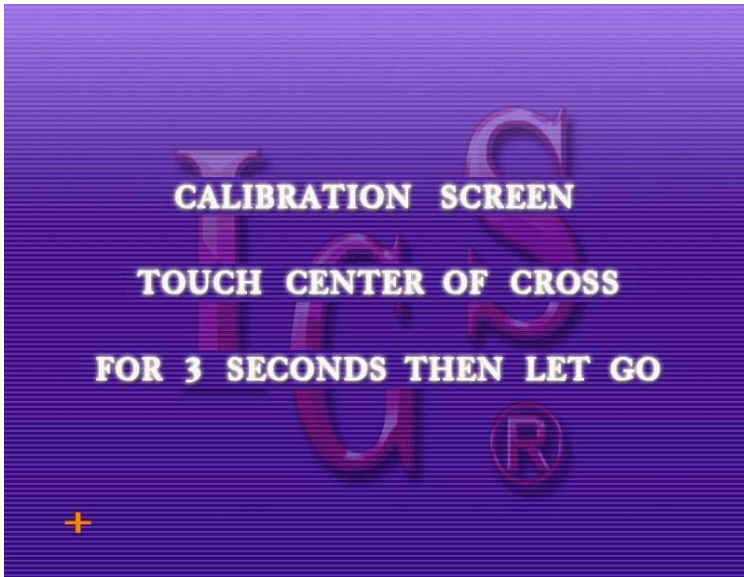
1. Printer only can be used by one machine which is driven by RS232.
2. The interface board of ticket dispenser can be driven by connecting with 7th pin on the Part Side of 10 pins (on 36 & 10 pins diagram). See page 1.
3. Default Password of System Setup: press [START] 8 times

CHANCE ADJUSTMENT

CONTENT	SETTING SELECTION	DEFAULT
MAIN GAME LEVEL	LEVEL 1 (easiest), LEVEL 2, LEVEL 3, LEVEL 4, LEVEL 5, LEVEL 6 (hardest)	LEVEL 6
W-UP GAME LEVEL	95%, 90%, 85%	95%

TOUCH SCREEN CALIBRATION

1. Press [BOOK] → [LINE 3] to select INTERFACE SETUP.
2. Press [BET].
3. Press [LINE 3] to select TOUCH PAD CALIBRATION.
4. Touch center of the cross on the screen for 3 seconds.
5. Follows the cross when it moves till the calibration is completed.
6. You may press [START] to skip calibration at any time.



MAIN FEATURES

- ◆ 9/25 Liner adjustable.
- ◆ Max. Win up to 500,000 points.
- ◆ 3 sets of Progressive Jackpots.
- ◆ All Same excitement.
- ◆ Higher Wagers Encouragement with extra pay lines or double win on certain lines.
- ◆ Hold Pair Feature: Select the desired Hold Symbol and Re-spin the symbols you don't want. Press Hold-Pair button to swap the Symbols.
- ◆ Free games will be triggered randomly.
- ◆ Touch screen / Auto play supported.

HOW TO PLAY

MAIN GAME DESCRIPTION

Holiday Party is a 15-reel & 25/9-liner game with 3 different bonus games.



← 3 sets of
Jackpot

← Symbol
Zone

Holiday Party Main Screen

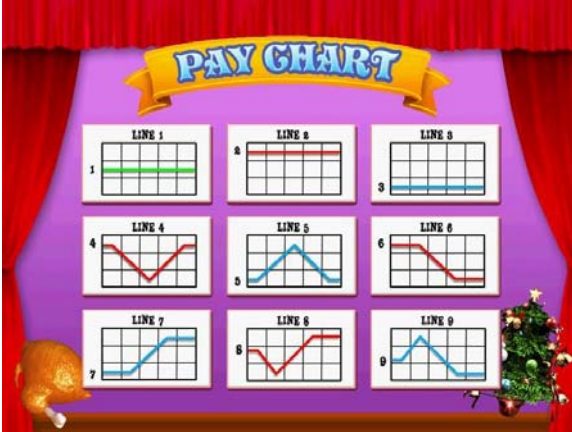


← Auto
Play

Holiday Party Main Screen

PAY CHART

- Line-up Pattern: 9 Liner



- Line-up Pattern: 25 Liner

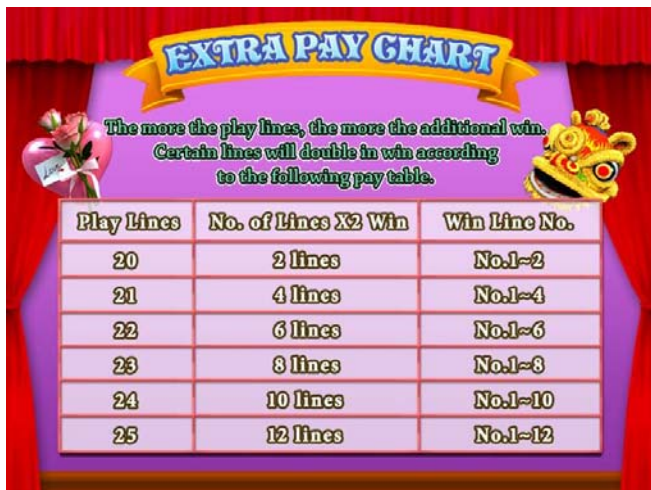


ENCOURAGING HIGHER WAGERS

- 9 Liner :



- 25 Liner :



JACKPOT



← Jackpot Symbol

- **Five-in-line :**

LINER	CRITERIA	WIN
9	Total Play \geq 45	Jackpot 1 shown on screen
	Total Play \geq Min. Play for JP	Jackpot 1 shown on screen
25	Total Play \geq 50	Jackpot 1 shown on screen
	Total Play \geq Min. Play for JP	Jackpot 1 shown on screen

- **Four-in-line :**

LINER	CRITERIA	WIN
9	Total Play \geq 45	Jackpot 2 shown on screen
	Total Play \geq Min. Play for JP	Jackpot 2 shown on screen
25	Total Play \geq 50	Jackpot 2 shown on screen
	Total Play \geq Min. Play for JP	Jackpot 2 shown on screen

- **Three-in-line :**

LINER	CRITERIA	WIN
9	Total Play \geq 45	Jackpot 3 shown on screen
	Total Play \geq Min. Play for JP	Jackpot 3 shown on screen
25	Total Play \geq 50	Jackpot 3 shown on screen
	Total Play \geq Min. Play for JP	Jackpot 3 shown on screen

FREE GAME

- Player enters Free Game randomly and exits when there is no win.



Screen of
Free Game

DOUBLE GAME


- After winning the Main game or Bonus game, player can press “DOUBLE UP” button to play Double game ◦
 - Player can press “DOUBLE UP” button to select one of five masks from the lower row. Then, press “BIG” or “SMALL” to guess it's bigger or smaller than the mask highlighted.
 - If it's the correct guess, the player gets double win. If not, the game ends.



Screen of
Double Game

HOLIDAY PARTY

- If Main Game screen shows a diagonal made up of all of the same symbols, players will automatically enter the diagonal Re-Spin and have a chance to win ALL SAME.
- The Three Diagonal Patterns :



ALL SAME ODDS



Screen of ALL SAME

BONUS GAMES



- When the screen displays a line of 3, 4 or 5 symbols, players can enter a Bonus Game corresponding to the displayed symbol.

■ Bonus Game 1 : Christmas

- ◆ Press START to stop the spinning gift wheel. Scores are awarded based on what gift the wheel stops on.
- ◆ The game ends when the player hits the EXIT symbol.



Bonus Game 1 Screen

■ Bonus Game 2 : Thanksgiving Day

- ◆ The player selects one of the covered dishes to put it in the oven. Scores are based on what type of food comes out of the oven.
- ◆ The player can select “Take” to end the game, or “Retry” to bake another dish.



Bonus Game 2 Screen

■ **Bonus Game 3 : Chinese New Year**

- ◆ The player (Lion) will move the corresponding number of steps as the reel shows. Score are awarded according to the objects the Lion collects on the path.
- ◆ The game ends when the player completes the map.



Bonus Game 3 Screen

ODDS TABLE

Multiplier	Value
x5	300
x4	80
x3	30

Multiplier	Value
x5	200
x4	50
x3	20

Multiplier	Value
x5	100
x4	30
x3	10

Multiplier	Value
x5	50
x4	20
x3	7

Multiplier	Value
x5	30
x4	10
x3	5

Multiplier	Value
x5	20
x4	5
x3	3

Multiplier	Value
x5	10
x4	3
x3	2

Screen of Odds Table