

IGS[®]

GETAWAY



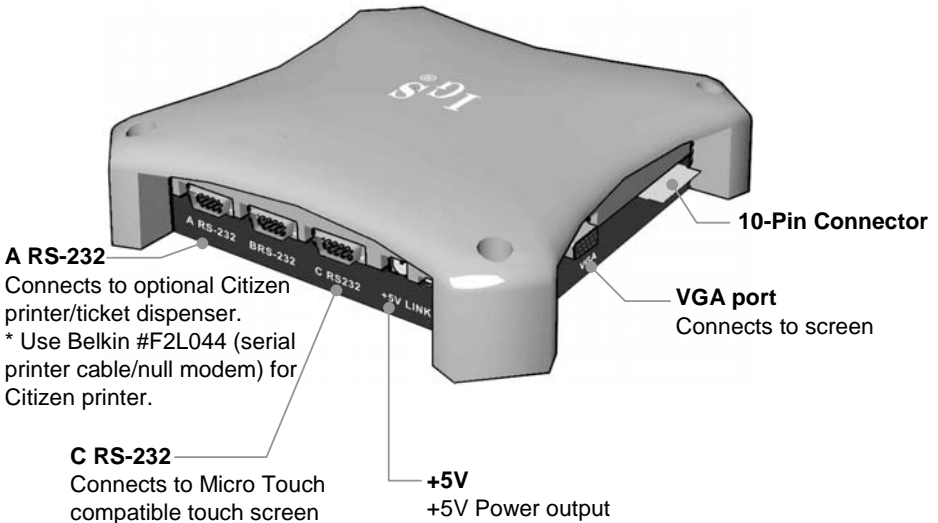

Operator Manual

Table of Contents

1. Hardware	2
Connectors Descriptions	2
Connection Diagram	3
DIP Switch Settings.....	4
36 & 10 PIN Button Layout.....	4
Solving Hopper SSR Error	5
2. Bookkeeping & Adjustment	6
Access Flow Chart	6
System Adjustment	7
Chance Adjustment.....	8
Touch Screen Calibration.....	8
3. Game Introduction.....	9
Features	9
Main Game.....	9
Feature	10
Free Game	10
Bonus Game	11
Double Game	11
4. Wins Rules	12
Jackpot.....	12
Encouraging Higher Play	12
Line Chart.....	13
Odds Table	13

1. Hardware

Connectors Descriptions



Notes:

1. Printer only can be driven when connecting to the RS-232 port.
2. The interface board of ticket dispenser can be driven by connecting to the 7th pin on the Part Side of 10 pins (on 36 & 10 pins diagram).

Connection Diagram

36 Pins		
PARTS SIDE		SOLDER SIDE
	1	
	2	
SPEAKER	3	GND
	4	
	5	
	6	
TICKET OUT	7	
TICKET SWITCH	8	
START/ALL STOP	9	
STOP4/SMALL/HELP	10	
STOP5/PLAY	11	
STOP1/TAKE	12	
STOP3/DOUBLE/SELECT LINE	13	
	14	
	15	
STOP2/HOLD PAIR/BIG	16	
	17	
COIN A	18	KEY IN
	19	COIN C
RECORD	20	TEST
	21	KEY OUT/PRINTER OUT
	22	
COIN A METER	23	
KEY IN METER	24	
	25	
COIN C METER	26	
OUT METER	27	
	28	
LAMP: START/ALL STOP	29	
LAMP: STOP4/SMALL/HELP	30	
LAMP: STOP5/PLAY	31	LAMP: COUNT
LAMP: STOP1/TAKE	32	
LAMP: STOP3/DOUBLE/SELECT LINE	33	
LAMP: STOP2/HOLD PAIR/BIG	34	
	35	
GND	36	GND

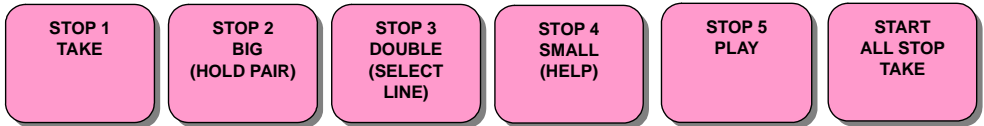
10 Pins		
PARTS SIDE		SOLDER SIDE
GND	1	GND
GND	2	GND
+5V	3	+5V
+5V	4	+5V
+12V	5	+12V
	6	
TICKET SSR	7	
	8	
	9	
GND	10	GND

DIP Switch Settings

DIP SWITCH 1		1	2	3	4	5	6	7	8
TOUCH	YES	ON							
	NO	OFF							
LINER SELECT	25		ON						
	9		OFF						

Note: Please reset after adjusting **LINER SELECT**.

36 & 10 PIN Button Layout




Solving Hopper SSR Error

After powering on the machine, if the hopper keeps working and can't be stopped, it could be that the hopper SSR's jump setting is incorrect.

How to solve:

1. Locate the Hopper SSR jump (JP7) on the PC board. Then identify current HOPPER SSR is at HIGH ACTIVE or LOW ACTIVE.




2. Change to use the alternative JP7 setting.

JP7	Low Active (Default)		Short pins 1-2
	High Active		Short pins 2-3

The following example shows how to change from **LOW ACTIVE** to **HIGH ACTIVE**.

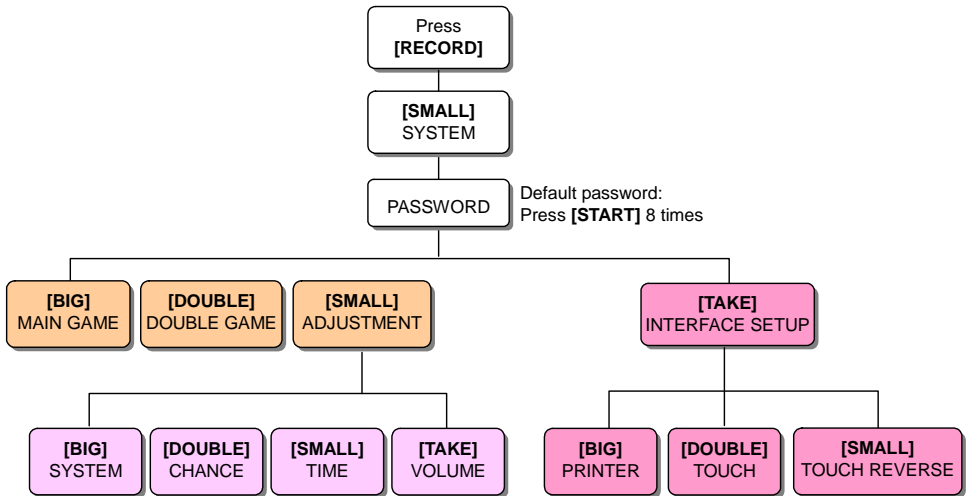
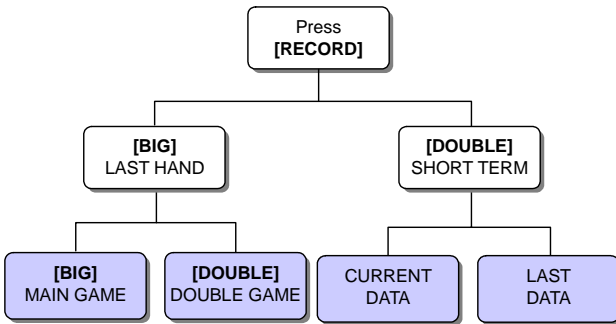


Open pins 1 and 2
Remove the solder bridge between pins 1-2.



Short pins 2 and 3.
Then apply solder to bridge pins 2-3.

2. Bookkeeping & Adjustment Access Flow Chart



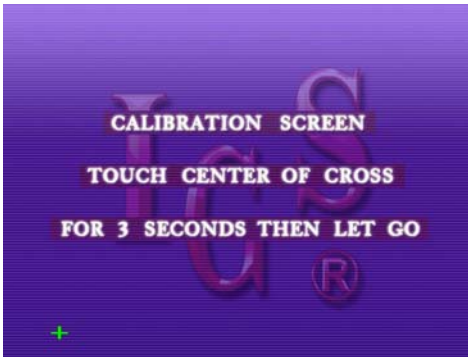
System Adjustment

ITEMS	SETTING SELECTIONS	DEFAULT
MAX. PLAY/LINE (25)	2, 4, 8, 10, 15, 20	20
MAX. PLAY/LINE (9)	5, 10, 20, 30, 40, 50	50
MIN. PLAY/TOTAL	1,5,7,9,10,15,18,20,25 ,27 ,36 ,45 ,50 ,72 , 75,90 ,100 ,144 ,150	25
MIN.PLAY FOR JACKPOT	1, 3, 5, 9, 10, 15, 18, 25	25
COIN RATE	1, 2, 4, 5, 10, 15, 20, 25, 30, 40, 50, 60, 75, 80, 100, 200, 250, 400,500, 1000	25
KEY IN RATE		100
KEY OUT RATE		1
TICKET RATE		500
GAME TICKET	1, 2, 3, 4, 5, 8, 10, CONTINUOUS	CONTINUOUS
INTERFACE	DISPENSER, PRINTER, ATTENDANT	PRINTER
PRINTER COMMAND	CBM1, ESC/POS, STAR	CBM1
SYSTEM LIMIT	NO, YES	NO
AUTO TICKET	NO, YES	NO
DEMO MUSIC	NO, YES	YES
NON STOP	NO, YES	NO
PASSWORD	NO, YES	NO
ODDS TABLE	NO, YES	YES
SCORE BOX	NO, YES, 10X	NO
PLAY SCORE	NO, YES	YES
HAND COUNT	NO, YES	NO
HOLD PAIR	NO, YES	YES
AUTO PLAY	NO, YES	YES
DOUBLE GAME	NO, YES	YES
JACKPOT MODE	PROGRESSIVE, RANDOM	PROGRESSIVE

Chance Adjustment

ITEMS	SETTING SELECTIONS	DEFAULT
MAIN GAME LEVEL	LEVEL 1 (easiest), LEVEL 2, LEVEL 3, LEVEL 4, LEVEL 5, LEVEL 6 (hardest)	LEVEL 6
DOUBLE GAME LEVEL	95%, 90%, 85%	95%

Touch Screen Calibration



1. Press **[RECORD]** and follow the on-screen prompts to enter the calibration screen.
2. Touch center of the cross on the screen for 3 seconds.
3. Follows the cross when it moves till the calibration is completed.

3. Game Introduction

Features

- 9 / 25-liner adjustable.
- Max. Win up to 500,000 (in 25-liner setting).
- 1 set of progressive Jackpot and 2 sets of random Jackpot. If 5/4/3 Jackpot Symbols are in line, players can get Jackpots 1/2/3 depending on the JP symbol.
- Encouraging higher play: Win paid from left to right and right to left when matches the criteria. Players may win more as they play more.
- Hold Pair feature: Select the desired hold symbols and re-spin the rest of the symbols. Press Hold-Pair button to swap the symbols.
- Free Game: Free Game will be triggered when correct symbols show up.
- Touch screen / Auto play support.

Main Game

GETAWAY is a 15-reel & 9/25-liner game with bonus games.



3 sets of Jackpots

9 / 25-liner adjustable

Symbol Zone





stand for all the other symbols on the screen except



and

Feature



- When   appear next to each other, the FEATURE GAME will be initiated.

Free Game



- When  and  appear next to each other, player wins a FREE GAME.

Bonus Game



Collect 3, 4 or 5 initiates the BONUS GAME.



- Player gets extra credits by finding out \$ symbol from the floor. Open the vault to get higher bonus.




Double Game



- Choose **RED** or **BLACK** to play a DOUBLE GAME. The winnings will be doubled when choosing the right color.

4. Wins Rules

Jackpot

	<p>JACKPOT 1</p>	<p>Five-in-line wins 100% OF Jackpot 1; Four-in-line wins 50% OF Jackpot 1; Three-in-line wins 25% OF Jackpot 1.</p>
	<p>JACKPOT 2</p>	<p>Five-in-line wins 100% OF Jackpot 2; Four-in-line wins 50% OF Jackpot 2; Three-in-line wins 25% OF Jackpot 2.</p>
	<p>JACKPOT 3</p>	<p>Five-in-line wins 100% OF Jackpot 3; Four-in-line wins 50% OF Jackpot 3; Three-in-line wins 25% OF Jackpot 3.</p>

Encouraging Higher Play

9-Liner

JACKPOT

MIN. TOTAL PLAY	JACKPOT
9	25%
18	50%
27	75%
36	100%

Win paid from left to right and right to left

PLAY LINES	LINE PLAY	TOTAL PLAY	EXTRA WIN LINES
9	2	18	1-3
9	3	27	1-6
9	4	36	1-9

25-Liner

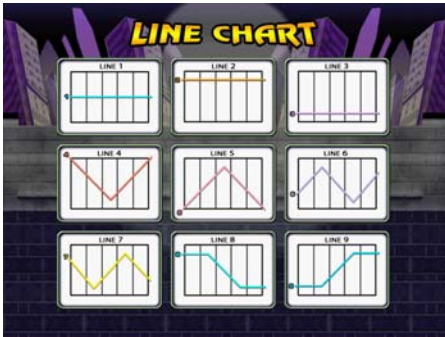
JACKPOT

MIN. TOTAL PLAY	JACKPOT
25	50%
50	100%

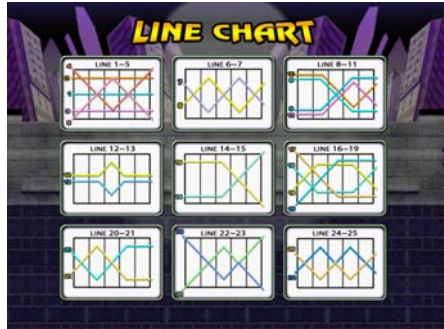
Win paid from left to right and right to left

PLAY LINES	LINE PLAY	TOTAL PLAY	EXTRA WIN LINES
25	1	25	1-10
25	2	50	1-25

Line Chart



Line-up pattern: 9-liner



Line-up pattern: 25-liner


Odds Table



Line-up pattern: 9-liner



Line-up pattern: 25-liner



IGS INTERNATIONAL GAMES SYSTEM CO.,LTD.
TEL:886-2-2299 4692 FAX:886-2-2299 4687 <http://sales.igs.com.tw>